



**INSTRUCTIONS D'ASSEMBLAGE
ASSEMBLY INSTRUCTIONS**

MONARCH
SPECIALTIES INC.

I 1032

**BUREAU -
28"X 48" / BLANC / VERRE TREMPE 8MM**

**COMPUTER DESK -
28"X 48" / WHITE / 8MM TEMPERED GLASS**


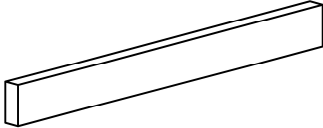
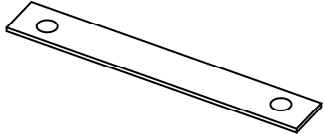



**POUR DE L'ASSISTANCE OU POUR COMMANDER
DES PIÈCES CONTACTEZ NOTRE DÉPARTEMENT
DE SERVICE À LA CLIENTÈLE.**


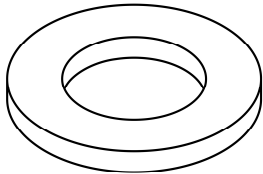
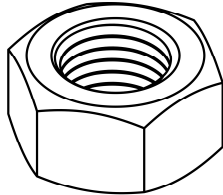
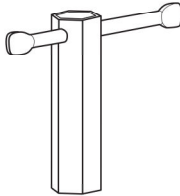
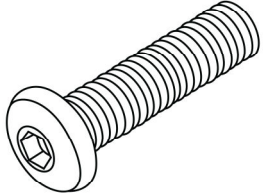
**FOR ASSISTANCE OR TO ORDER PARTS
CONTACT OUR CUSTOMER SERVICE DEPARTMENT**

WWW.MONARCHSERVICE.COM

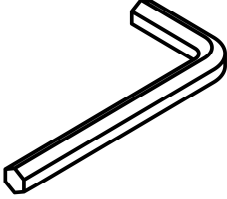
LISTE DES PIÈCES
PARTS LIST

PIÈCE / PART #	IMAGE	DESCRIPTION	QTY / QTÉ
1		<p align="center">TABLE TOP SURFACE DE TABLE</p>	1
2		<p align="center">SUPPORT BAR BARRE DE SOUTIEN</p>	2
3		<p align="center">CONNECTION PANEL PANNEAU DE CONNEXION</p>	2
4		<p align="center">TABLE LEG PATTE DE TABLE</p>	4

LISTE DES PIÈCES DE MONTAGE
HARDWARE LIST

PIÈCE / PART #	IMAGE	DESCRIPTION	QTY / QTÉ
A		<p>THREADED ROD - Ø3/8" X 4 3/4"</p> <p>TIGE FILETÉE - Ø3/8" X 4 3/4"</p>	4
B		<p>METAL WASHER</p> <p>RONDELLE DE MÉTAL</p>	36
C		<p>HEX NUT - Ø3/8"</p> <p>ÉCROU HEXAGONALE - Ø3/8"</p>	20
D		<p>NUT DRIVER - Ø3/8"</p> <p>TOURNE- ÉCROU - Ø3/8"</p>	1
E		<p>ASSEMBLING BOLT - Ø3/8" X 1 3/4"</p> <p>BOULON D'ASSEMBLAGE - Ø3/8" X 1 3/4"</p>	16

LISTE DES PIÈCES DE MONTAGE
HARDWARE LIST

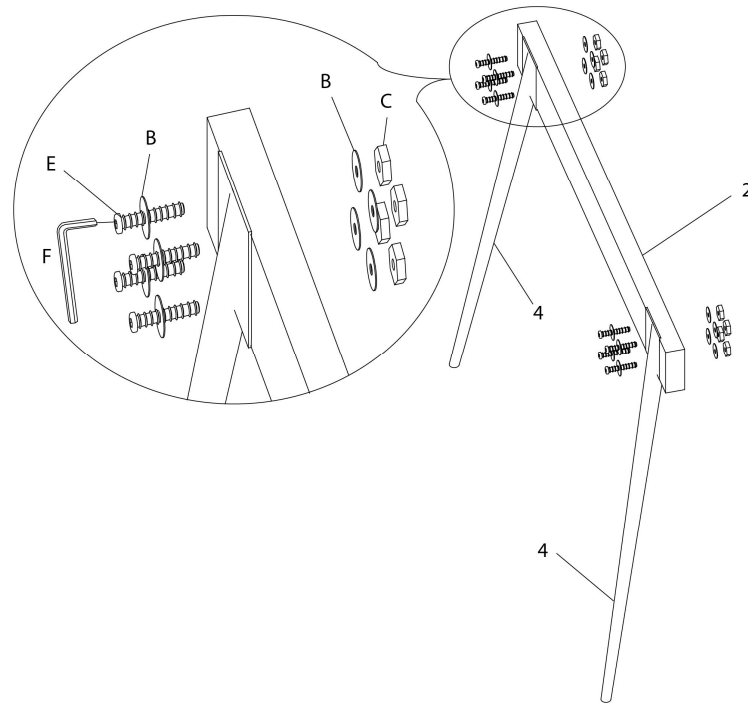
PIÈCE / PART #	IMAGE	DESCRIPTION	QTY / QTÉ
F		HEX KEY CLÉ HEXAGONALE	1



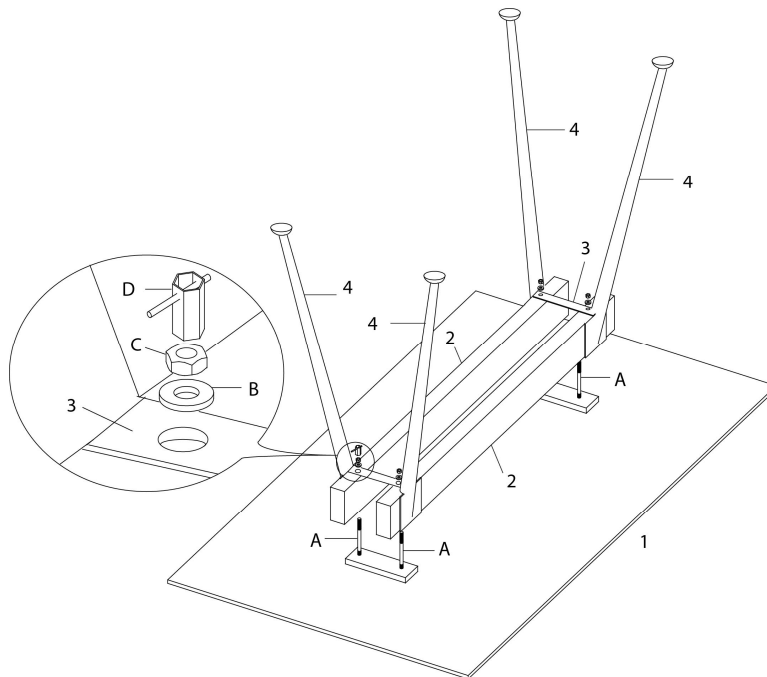
OUTIL DE VÉRIFICATION DE DIMENSIONS DES PIÈCES
HARDWARE DIMENSIONS VERIFICATION TOOL



ÉTAPE / STEP 1



ÉTAPE / STEP 2



ÉTAPE / STEP 3

